



Emigration of graduates: What does the HESA data show?

Denise Jones and Katie Martin

HESA – An Overview...

- HESA is a sector-owned agency
- HESA's relationship to government departments and funding bodies (whom we call Statutory Customers) is governed by formal agreements or contracts
- HESA is a Company Limited by Guarantee and a registered charity

What Do We Do?

- Requirements analysis and record specification
- Annual data collection/quality assurance process
- Supply of data to Statutory Customers
- Disseminate the data
 - Publications
 - Information services
 - HEIDI
 - Analytical services

What data do we collect?

- Student
- Aggregate offshore record
- Destination of leavers (6 months and 3 years)
- Staff
- Finance
- HE Business and community interaction survey (HEB-CI)
- Estate management record
- KIS
- ITT and
- Institutional profile

The Telegraph

Home News World Sport Finance Comment Culture Travel Life Women
Politics | Investigations | Obits | Education | Earth | Science | Defence | Health | Scotland
Weird | University Education | Clearing | University Course Finder | Student Life | Primary

HOME » EDUCATION » EDUCATION NEWS

Britain being hit by rise in graduate 'brain drain'

The number of British students heading overseas for their first job has soared by a quarter in just three years amid fresh warnings over a graduate “brain drain”.

- Almost 5,200 university leavers sought employment in mainland Europe, the Far East and North America last year – up by 1,000 since the start of the economic crisis.
- According to data from the Higher Education Statistics Agency, around four-in-10 graduates working abroad were based in Europe, but a fifth secured jobs in the Far East and 12 per cent were in North America.
- Verity O’Keefe, employment adviser for the manufacturers’ organisation EEF, said: “It is worrying that the UK is increasingly losing top graduate talent to competing countries. Having invested in students during their years of study, we need to be doing our utmost to keep hold of them.
- “Employers offer lucrative employment deals and pay packages to secure the best talent. If this information is not being channelled to our young people at an early stage, then we need to be looking at more innovative ways of getting this message across.
- “Four in five manufacturers are currently reporting recruitment problems, if we do not act to prevent these trends, this figure will undoubtedly rise.”

Destination of Leavers from Higher Education (DLHE)

- Early survey (6 months)
 - Census survey
 - Collected since 1994/95 (However there have been some significant changes)
 - EU domiciled students only until 2011/12
 - On average 80% response rate
- Longitudinal (3½ years)
 - Sample survey
 - Every 2 years
 - Since 2002/03
 - 22% response of those that were eligible. (47% of the sample)

Setting the scene

- 411,005 qualifiers responded to the DLHE survey in 2011/12

Of these:

- 306,985 (75%) went into employment (includes work and study)
- 15,750 (5.1%) went overseas for their employment

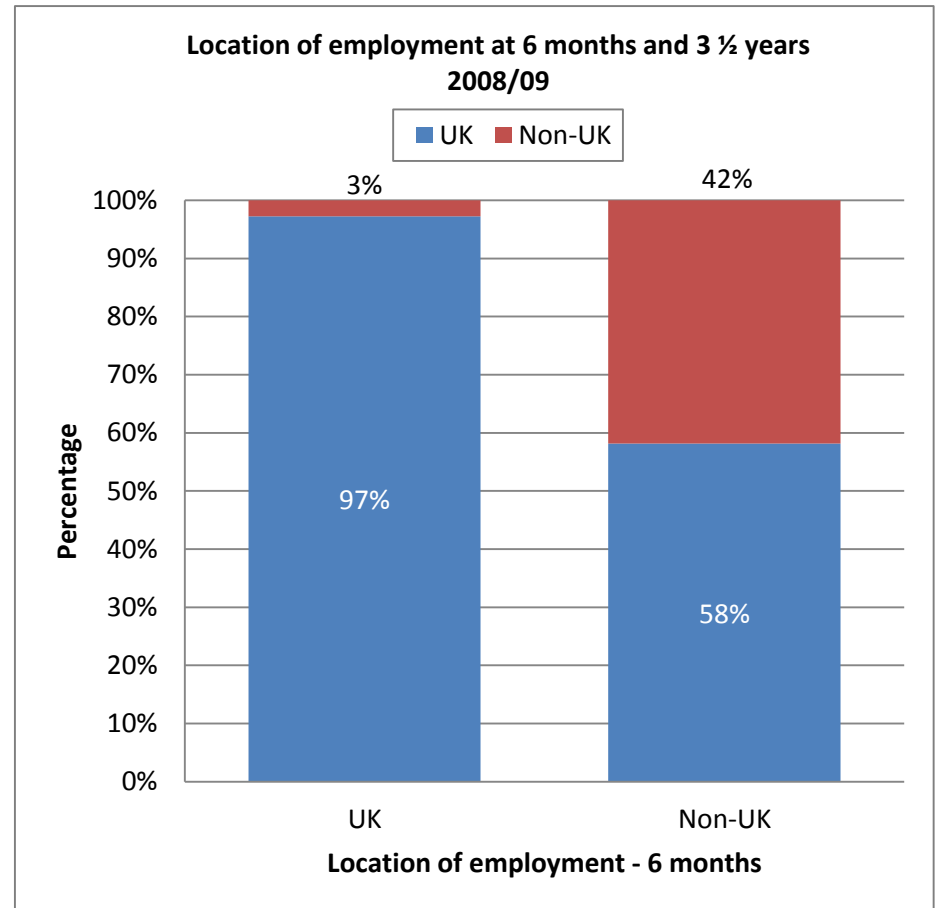
However, this does include Non-UK domicile/nationality student returning overseas.

So excluding Non-UK domicile/nationality:

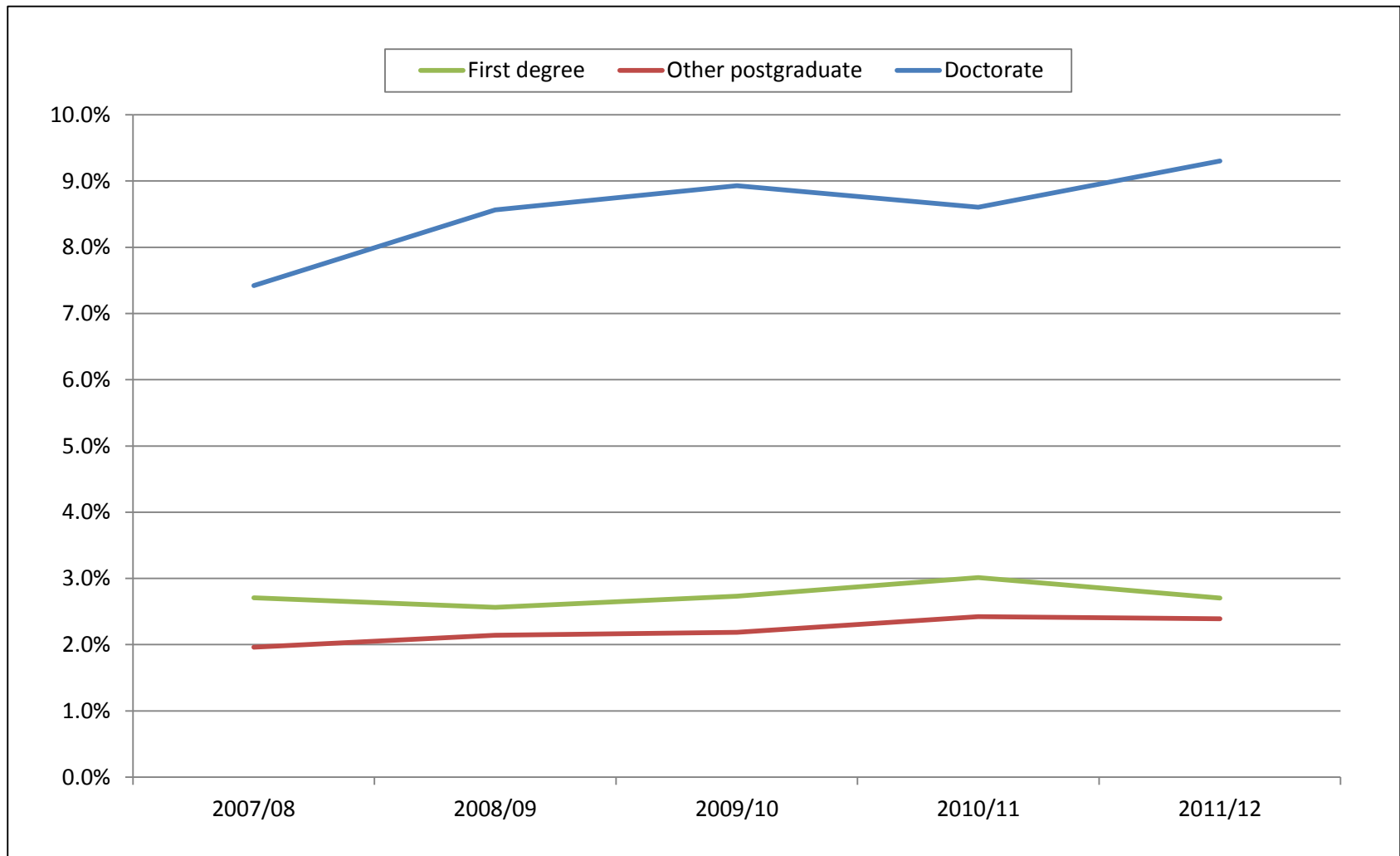
- 345,430 qualifiers responded to the DLHE survey in 2011/12
- 262,225 (76%) went into employment (includes work and study)
- 6,455 (2.5%) went overseas for their employment
- 4.9% of Russell group leavers went overseas for their employment, compared to 1.8% for the rest of the HE sector.

Setting the scene continued

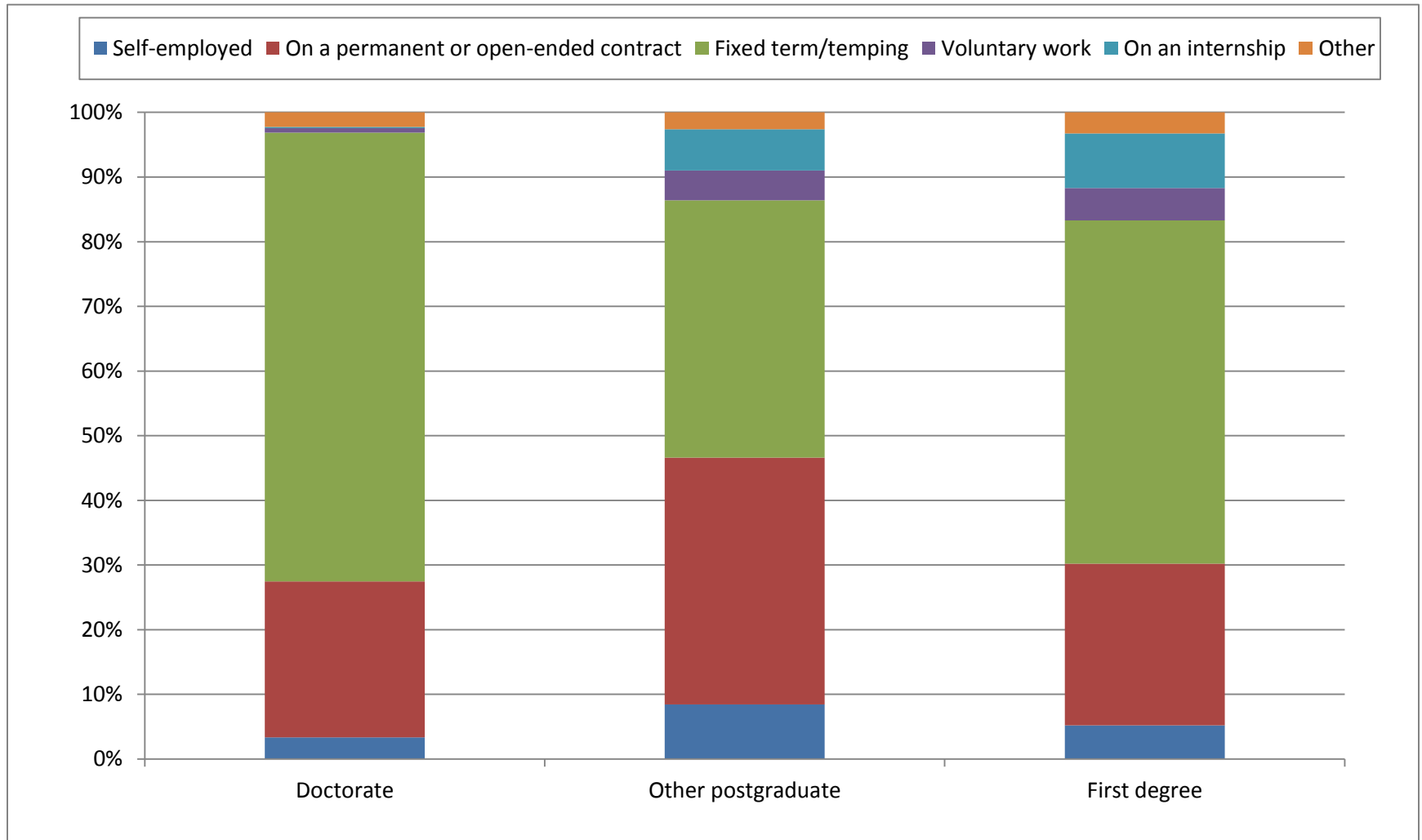
- 6 month survey 2011/12
- 2.5% (6,455) of UK domiciled/nationality students go outside of the UK for employment
- 48% (6,795) of EU domiciled students stay in the UK (we do not have the non-UK data)
- At 3 ½ years 3.9% of UK domiciled/nationality students were outside of the UK for their employment.



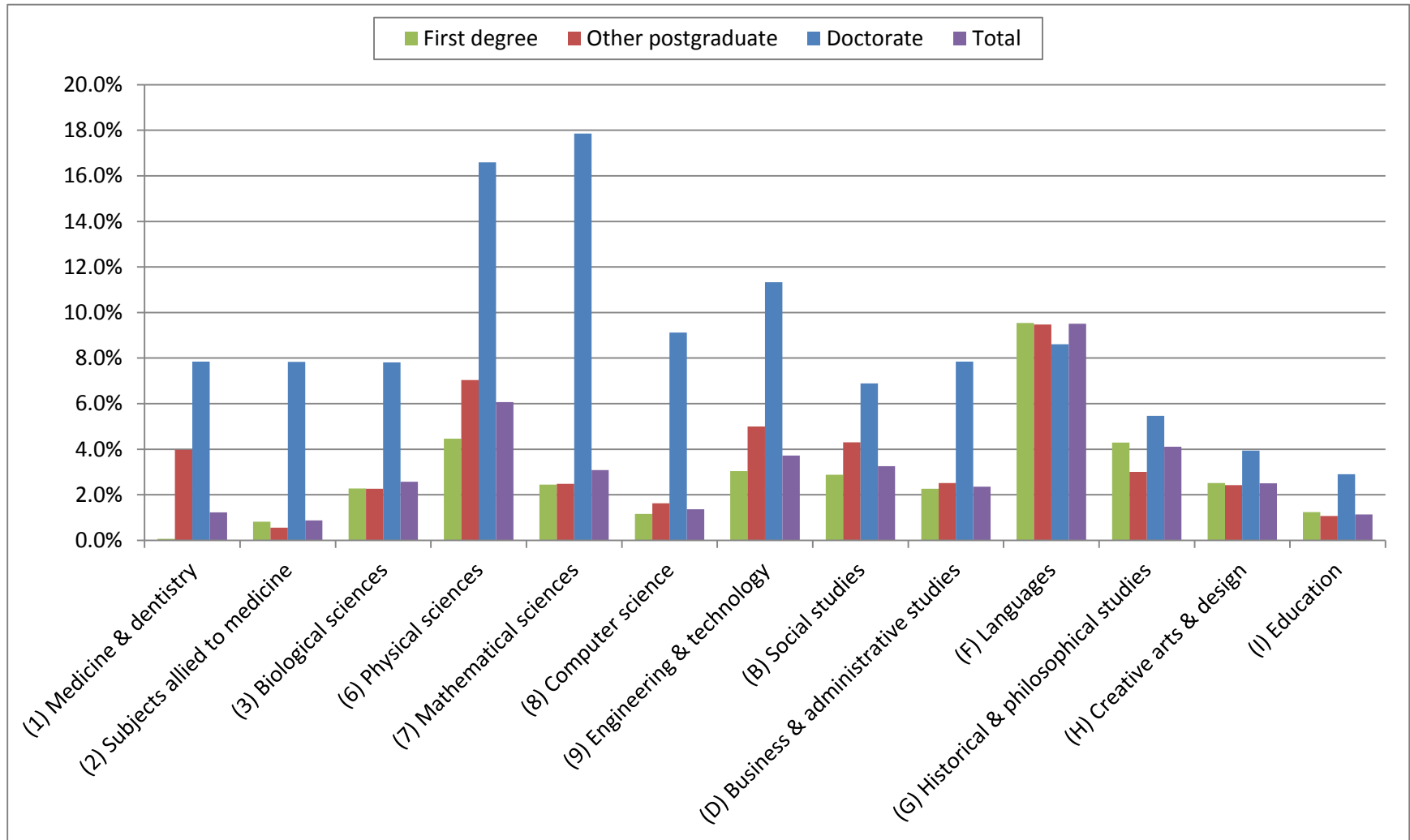
Proportion of UK domiciled UK nationality leavers in non-UK employment 2007/08 -2011/12 by level of study



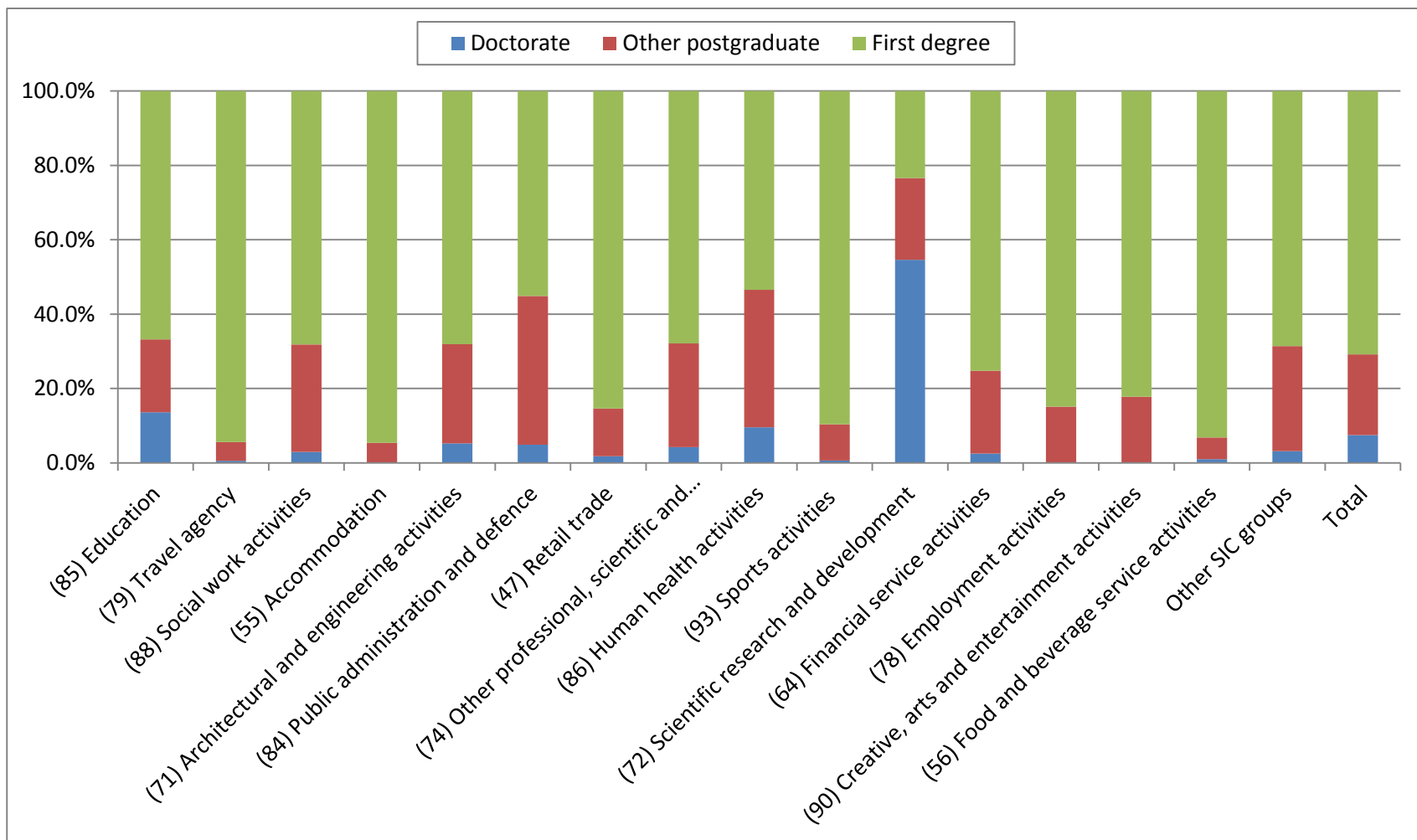
UK domiciled UK nationality leavers in non-UK employment 2011/12 by level of study and employment basis



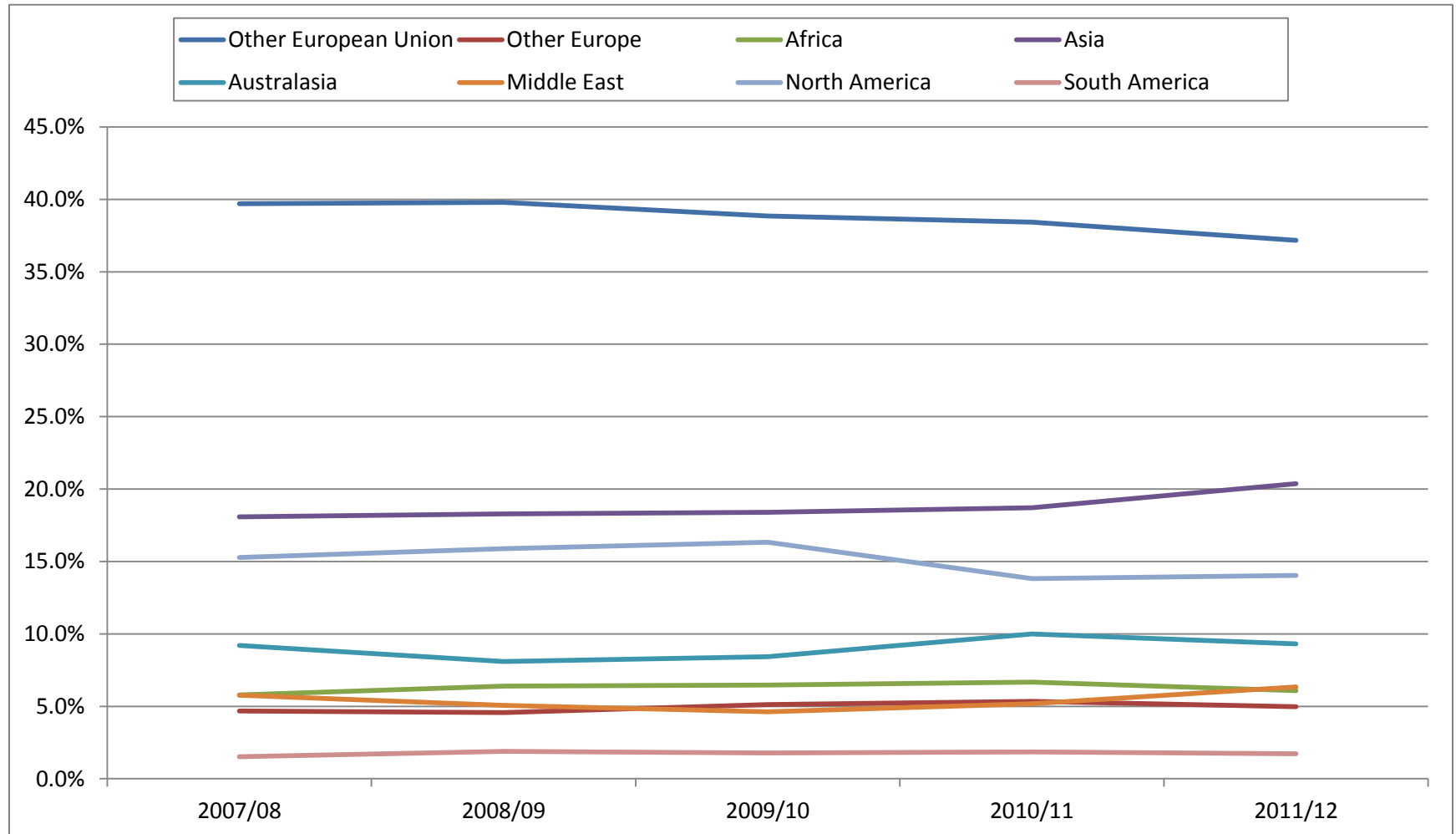
Proportion of UK domiciled UK nationality leavers in non-UK employment 2011/12 by level of study and subject area



UK domiciled UK nationality leavers in non-UK employment 2011/12 by Standard Industrial Classification and level of study



Proportions of UK domiciled UK nationality leavers in non-UK employment 2011/12 by region of employment

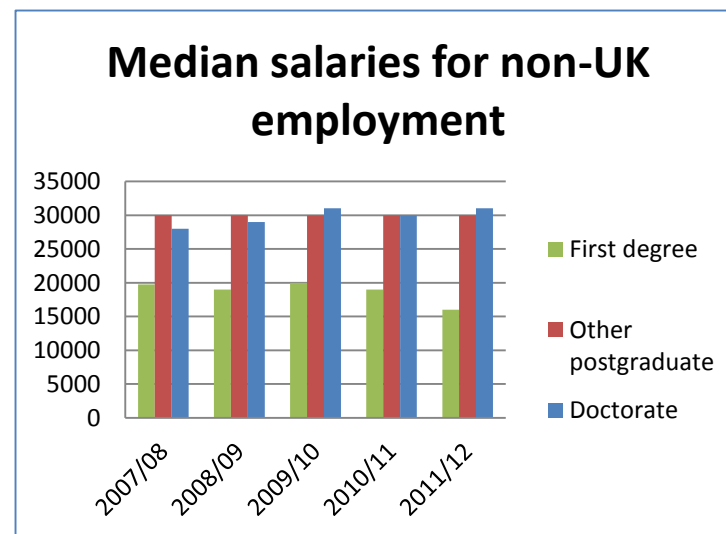
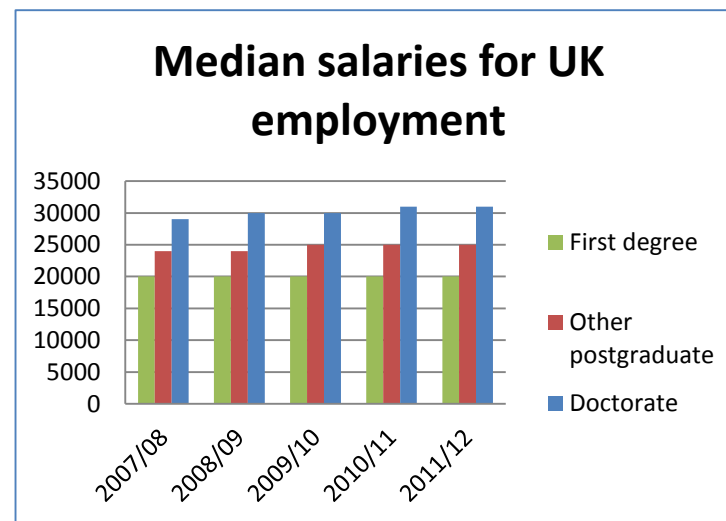


Numbers of UK domiciled UK nationality leavers in the top 15 countries of non-UK employment

Country of employment	Academic year				
	2007/08	2008/09	2009/10	2010/11	2011/12
France	800	765	825	935	775
United States	475	470	535	550	595
Australia	355	280	370	510	465
China	195	260	285	305	370
Germany	250	260	340	360	365
Spain	235	275	300	370	345
Canada	245	225	295	240	205
United Arab Emirates	180	100	120	175	200
Hong Kong	105	105	160	180	170
Italy	115	135	155	145	160
Switzerland	155	140	170	185	160
Japan	155	120	140	155	150
Ireland	215	115	120	120	140
Thailand	55	60	60	105	130
New Zealand	115	105	95	130	120

Median salaries comparing UK and overseas employment

- There is no significant difference between salaries for doctorate graduates.
- The median salary for other postgraduates shows the biggest disparity between UK and Overseas employment in all years.
- Doctorate graduates earn more than other postgraduates within the UK, but there is less of a gap for those in non-UK employment.
- In 2011/12 First degree graduates finding employment overseas only earned £16K compared to £20K in the UK.



Conclusion - It's not all doom and gloom

- The vast majority of UK HE graduates stay in the UK to work.
- Of those that don't a higher proportion of doctorates go overseas for employment than other levels. Many of these are going into research posts in the US.
- The majority of graduates are employed on a fixed term/ internships or voluntary basis.
- After 3½ years 58% are returning to the UK.
- Overall salary figures do not show conclusively that graduates earn more overseas. More in-depth analysis would be required.
- We have only scraped the surface for graduate emigration analysis with this presentation.

Top non-UK employers with five or more graduate employees 2011/12 (includes professional employment only)



Further details

Denise Jones – denise.jones@hesa.ac.uk

Katie Martin – katie.martin@hesa.ac.uk

HESA website: www.hesa.ac.uk/

General data enquiries: information@hesa.ac.uk

Further DLHE data and links:

www.hesa.ac.uk/stats-dlhe

DLHE longitudinal report(free):

www.hesa.ac.uk/publications/long_dlhe